

SYSTEM DATA SHEET

Sikaplan® WP Control Injection System

CONTROL AND BACKUP INJECTION ELEMENTS

DESCRIPTION

Sikaplan® WP Control Injection System consists of injection sockets on base of PVC-p plus injection hose and its connection pieces to be mounted after membrane installation and prior to concreting works. Suitable for use in hot and tropical climatic conditions.

USES

Sikaplan® WP Control Injection System as a control- and injection system to control the watertightness of a completed basement or tunnel waterproofing system with PVC sheet membranes and waterbars to form compartments. The system is suitable for the use as injection access to waterproof leaks in installed membrane systems at any time after structural works have been completed.


CHARACTERISTICS / ADVANTAGES

- High pressure resistance
- Easy and quick control of watertightness
- All components are compatible with each other
- Sockets are compatible with all homogeneous PVC membranes by heat welding
- Tested compatibility with Sika® Injection -306, -307 and -701

SYSTEMS

Sockets

Sikaplan® WP Control Socket 6 (Article No. 85118) with integrated connector for the injection hose. Fixing of 5-6 pieces into each compartment field.



Hose

Sikaplan® W Control Tube (Article No. 110975), made of PU, resistant to Sika® injection materials and injection pressure up to 7 bar.



Extension


Sikaplan® W Connection Piece (Article No. 110890). To extend injection hoses. Pressure resistant up to 7 bar.



Alternative plug-in connectors are available upon request.

Closing options at termination box


Option 1: For injection hoses under very high pressure: SPL W Lock Cap 6mm (Art. 111995, black) in combination with Sikaplan® W Connection Piece (Article No. 110890):



Option 2: For injection hoses under pressure: SPL W Lock Connection Cap 6mm (Art. 111994):



Option 3: Closure plugs – Type 1 (Art. 176452). To close hose ends during construction works to avoid dust and dirt from entering. Not pressure resistant:



Connection to injection pump

Sikaplan® W Injection piece. Art. 460044. To connect the injection hose with the injection pump and to close injected hoses under pressure. Resists injection pressure of up to 7 bar.



TECHNICAL INFORMATION

Ambient Maximum Temperature of Li- + 35 °C max.
quids



APPLICATION INFORMATION

Ambient Air Temperature +5 °C min.

PRODUCT INFORMATION

Packaging Please consult individual product descriptions.

Shelf life 5 years shelf life from date of production if stored properly in undamaged, unopened, original sealed packaging.

Storage conditions The products must be stored in their original package, under cool and dry conditions. They must be protected from direct sunlight, rain, snow and ice, etc.

APPLICATION INSTRUCTIONS

APPLICATION METHOD / TOOLS

Installation according to valid Method Statement and standard detail drawing for basement and tunnel waterproofing with Sikaplan® WP sheet membranes.

1a. Spotwise welding of control socket (base plate) to sheet membrane by heat welding for single layer systems.

1b. Watertight welding of control socket (base plate) to second sheet membrane layer for double layer systems, with 2*2cm hole in membrane under flange.

2. Connection of PU hose to control socket.

3. Fixing of PU hose along rebars (underside) by the use of plastic clips, steel wire not permissible.

4. Termination of PU hose at junction box, to be sealed and fixed at formwork (later accessible part of structure).

IMPORTANT CONSIDERATIONS

These products shall only be used by Sika approved contractors. This system is suitable for sheet waterproofing membranes on base of PVC-p only. This system is suitable for the injection of water-based acrylic resins only. This system is not suitable for the injection of epoxy or PU based resins.

BASIS OF PRODUCT DATA

All technical data stated in this Data Sheet are based on laboratory tests. Actual measured data may vary due to circumstances beyond our control.

LOCAL RESTRICTIONS

Note that as a result of specific local regulations the declared data and recommended uses for this product may vary from country to country. Consult the local Product Data Sheet for the exact product data and uses.

ECOLOGY, HEALTH AND SAFETY

REGULATION (EC) NO 1907/2006 - REACH

This product is an article as defined in article 3 of regulation (EC) No 1907/2006 (REACH). It contains no substances which are intended to be released from the article under normal or reasonably foreseeable conditions of use. A safety data sheet following article 31 of the same regulation is not needed to bring the product to the market, to transport or to use it. For safe use follow the instructions given in the product data sheet. Based on our current knowledge, this product does not contain SVHC (substances of very high concern) as listed in Annex XIV of the REACH regulation or on the candidate list published by the European Chemicals Agency in concentrations above 0,1 % (w/w)

LEGAL NOTES

The information, and, in particular, the recommendations relating to the application and end-use of Sika products, are given in good faith based on Sika's current knowledge and experience of the products when properly stored, handled and applied under normal conditions in accordance with Sika's recommendations. In practice, the differences in materials, substrates and actual site conditions are such that no warranty in respect of merchantability or of fitness for a particular purpose, nor any liability arising out of any legal relationship whatsoever, can be inferred either from this information, or from any written recommendations, or from any other advice offered. The user of the product must test the product's suitability for the intended application and purpose. Sika reserves the right to change the properties of its products. The proprietary rights of third parties must be observed. All orders are accepted subject to our current terms of sale and delivery. Users must always refer to the most recent issue of the local Product Data Sheet for the product concerned, copies of which will be supplied on request.

SIKA NORTHERN GULF
Bahrain / Qatar / Kuwait
Tel: +973 177 38188
sika.gulf@bh.sika.com
gcc.sika.com

SIKA SOUTHERN GULF
UAE / Oman / SIC
Tel: +971 4 439 8200
info@ae.sika.com
gcc.sika.com

SIKA SAUDI ARABIA
Riyadh / Jeddah / Dammam
Tel: +966 11 217 6532
info@sa.sika.com
gcc.sika.com

SikaplanWPControlInjectionSystem-en-AE-(03-2017)-1-1.pdf

System Data Sheet
Sikaplan® WP Control Injection System
March 2017, Version 01.01
020704900000000001

